

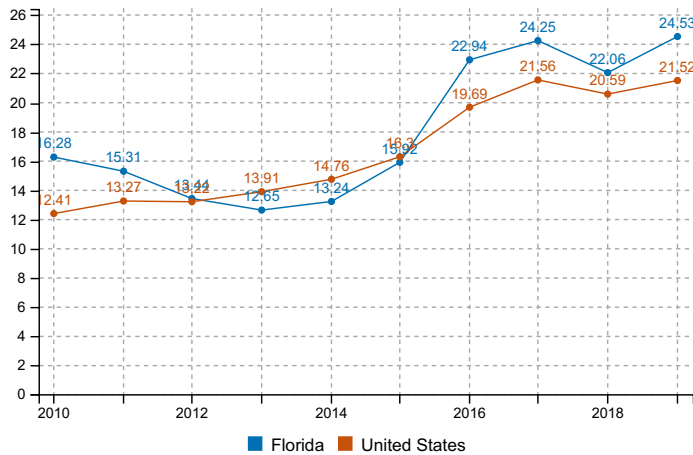
# Opioid & Health Indicators Florida

## Florida Overview



**Syringe Exchange Programs are Legal (2021)**

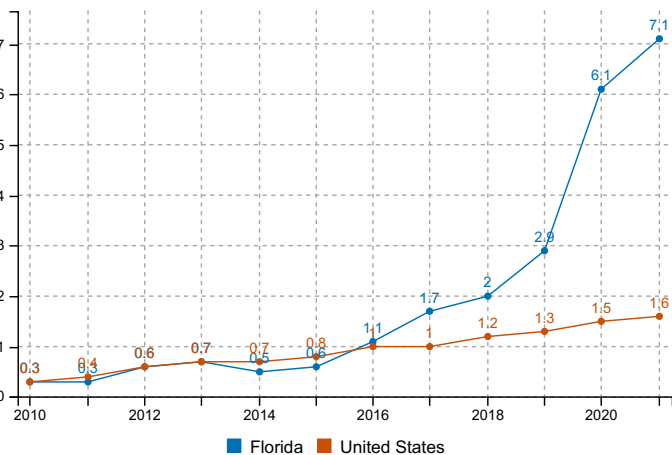
**Drug-related Deaths per 100,000**



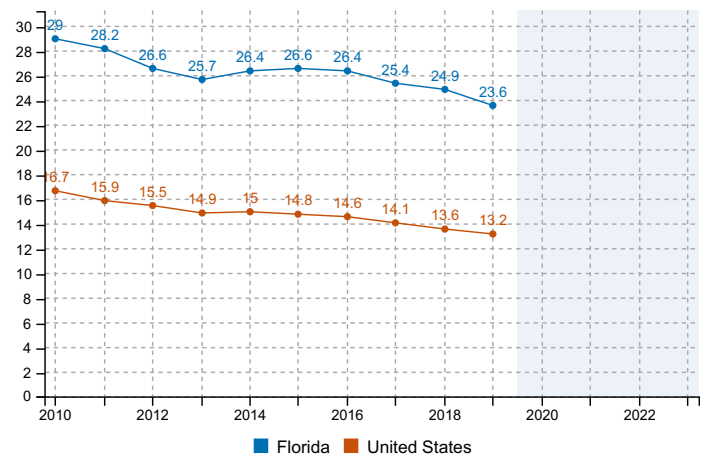
**Inpatient Stays Resulting from Opioids per 100,000**



**Estimated Acute Hepatitis C Cases per 100,000**



**New HIV Diagnoses per 100,000**



## Federal Funding



State Targeted Response Grants: \$27,150,400 (2018)  
State Opioid Response Grants: \$49,331,400 (2018)



HIV/AIDS: \$60,475,900 (2022)  
Viral Hepatitis: \$213,911 (2022)  
Injury - Opioids: \$14,130,900 (2022)



\$223,205,000 (2016)



\$42,146,600 (2021)

For inquiries or comments:  
Phone: +1.202.331.8600  
E-mail: [dbinfo@amfar.org](mailto:dbinfo@amfar.org)  
Website: <http://opioid.amfar.org>

**amfAR**  
MAKING AIDS HISTORY

# Opioid & Health Indicators

## Florida

### HIV

Number of People Living with Diagnosed HIV	U.S.
117,244	1,071,000
Number of People Living with Diagnosed HIV per 100,000	
State Rank: 51	624.7
	382.2

### Hepatitis C (HCV)

Number of People with Hepatitis C	U.S.
151,000	2,266,700
Estimated Acute Hepatitis C Cases per 100,000	
State Rank: 55	7.1
	1.6

### Drug-related Deaths

Drug-related Deaths	U.S.
5,268	70,630
Drug-related Deaths per 100,000	
State Rank: 32	24.53
	21.52

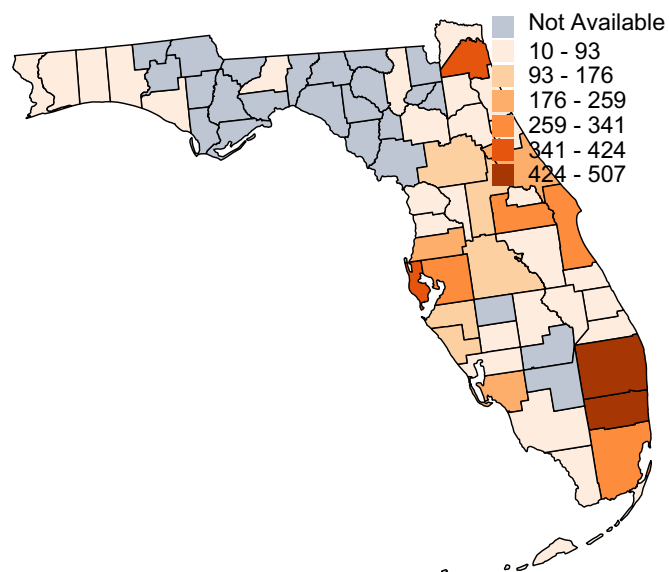
### Healthcare Access

Percent of People without Health Insurance	U.S.
0.15	0.1
Percent Needing but Not Receiving Addiction Treatment	
0.89	0.89
Number of 30 Days Supply of Opioids per Part D Enrollee	
1.92	2.08
Opioid Prescriptions per 100 Persons	
45.4	43.3

### Treatment and Prevention Services

Syringe Exchange Programs	9
Facilities Providing Some Medication Assisted Treatment	394

### Drug-related Deaths



### Facilities Providing Some Medication Assisted Treatment

