

Opioid & Health Indicators Florida

Florida Overview

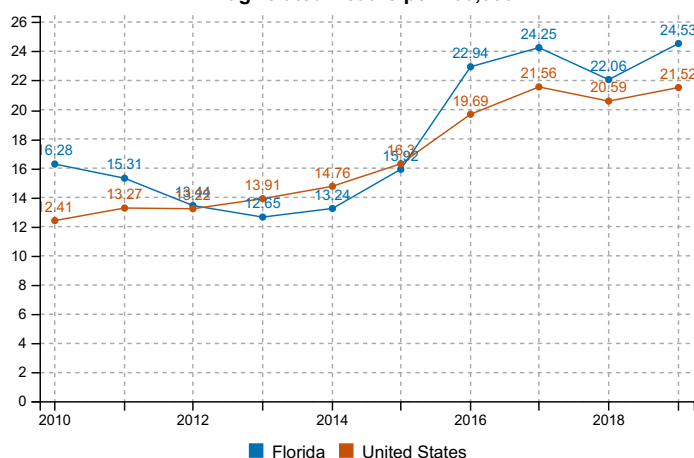


Syringe Exchange Programs are Legal (2021)




Individual Counties have Completed CDC Consultation (2024)

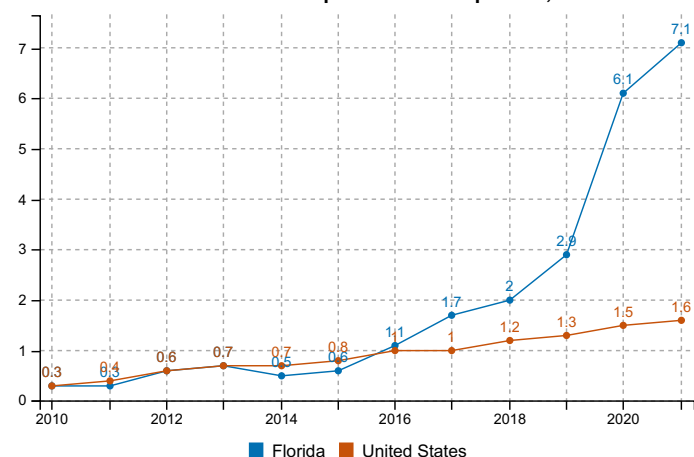
Drug-related Deaths per 100,000



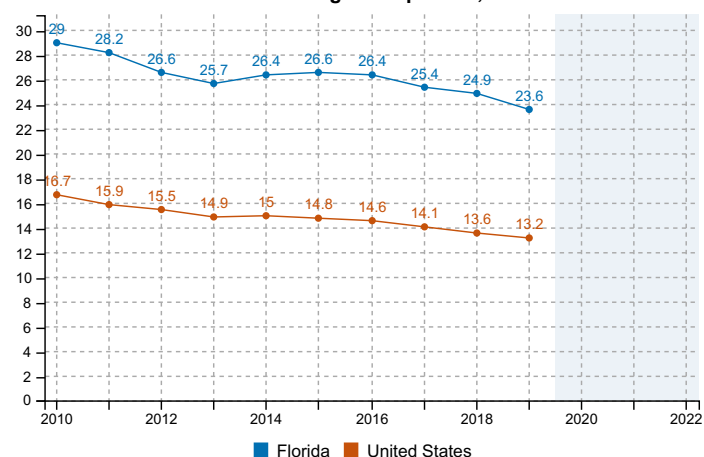
Inpatient Stays Resulting from Opioids per 100,000



Estimated Acute Hepatitis C Cases per 100,000



New HIV Diagnoses per 100,000



Federal Funding



State Targeted Response
Grants: \$27,150,400 (2018)
State Opioid Response
Grants: \$49,331,400 (2018)

HIV/AIDS: \$60,475,900 (2022)
Viral Hepatitis: \$213,911 (2022)
Injury - Opioids: \$14,130,900 (2022)

\$223,205,000 (2016)

\$42,146,600 (2021)

For inquiries or comments:
Phone: +1.202.331.8600
E-mail: dbinfo@amfar.org
Website: <http://opioid.amfar.org>

amfAR
MAKING AIDS HISTORY

Opioid & Health Indicators

Florida

HIV

Number of People Living with Diagnosed HIV	U.S.
117,244	1,071,000
Number of People Living with Diagnosed HIV per 100,000	
State Rank: 51	624.7 382.2

Hepatitis C (HCV)

Number of People with Hepatitis C	U.S.
151,000	2,266,700
Estimated Acute Hepatitis C Cases per 100,000	
State Rank: 55	7.1 1.6

Drug-related Deaths

Drug-related Deaths	U.S.
5,268	70,630
Drug-related Deaths per 100,000	
State Rank: 32	24.53 21.52

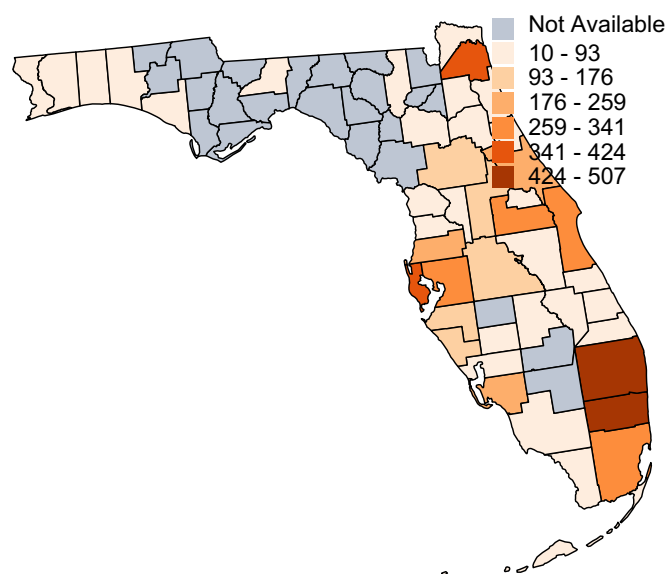
Healthcare Access

Percent of People without Health Insurance	U.S.
0.15	0.1
Percent Needing but Not Receiving Addiction Treatment	
0.89	0.89
Number of 30 Days Supply of Opioids per Part D Enrollee	
1.92	2.08
Opioid Prescriptions per 100 Persons	
45.4	43.3

Treatment and Prevention Services

Syringe Exchange Programs	9
Facilities Providing Some Medication Assisted Treatment	420

Drug-related Deaths



Facilities Providing Some Medication Assisted Treatment

